



Kunststoffleuchte zur Kennzeichnung und Ausleuchtung der Flucht- und Rettungswege nach DIN EN 60598-1, DIN EN 60598-2-22 und DIN EN 1838. Für ein- oder zweiseitige Beschriftung. Erhältlich als EVG- oder Einzelbatterie-Leuchte.

Plastic luminaire for the marking and lighting of escape and rescue routes according to DIN EN 60598-1, DIN EN 60598-2-22 and EN 1838. For single or double sided labeling. Available for central power systems or as self-contained emergency luminaire.

Gehäusematerial:	Kunststoff, weiß
Piktogramm:	Folie, Siebdruck RAL 6032
Schutzart/Schutzklasse:	IP54 / II
Montageart:	Wand (W), Decke (D), Pendel (P), Kette (K), Seil (S), Wandausleger AWS
Zulässige Umgebungstemp.:	-5° bis +40°C

Body:	Plastic, white
Legend:	Foil, silk-screen printed RAL 6032
Protection class / category:	IP54 / II
Mounting:	wall (W), ceiling (D), Pendant fitting (P), chain (K), cord suspension (S), wall bracket AWS
Permissible temp.:	-5° up to +40°C

Ausführung Version	Bestellnummer Order number	Überbrückungszeit Operating time	Leuchtmittel Illuminant	Batterie Battery	Lumen lumen	Gewicht kg Weight kg
-----------------------	-------------------------------	-------------------------------------	----------------------------	---------------------	----------------	-------------------------

Leuchten für Zentralanlagen - Luminaires for central power supply systems

8W 230V EVG*	KW(W/D/P/K/S)818	-	8W LL	-	450	0,6
11W 230V EVG*	KW(W/D/P/K/S)825	-	11W CFL	-	900	0,7
LED 230V AC/DC*	KW(W/D/P/K/S)019	-	LED (3W)	-	300	0,6

* - optional mit Überwachung für Zentralanlagen ML – monitoring for central battery systems ML optional

Einzelbatterieleuchten - Self-contained luminaires

8W/3h 230V AC*	KW(W/D/P/K/S)803	3h	8W LL	4,8V / 2,4Ah	260	0,9
LED/3h 230V AC*	KW(W/D/P/K/S)013	3h	LED (3W)	4,8V / 2,0Ah	300	0,9
LED/8h 230V AC*	KW(W/D/P/K/S)018	8h	LED (3W)	4,8V / 2,0Ah	150	0,9
Eco-LED/ 3h 230V AC*	KW(W/D/P/K/S)003	3h	LED (2W)	4,8V / 2,0Ah	80	0,9

* - optional mit SelfControl (SC) | BUS-Überwachung (BC) | WirelessControl (WL)
SelfControl (SC) | BUS-monitoring (BC) | WirelessControl (WL) optional



IP54



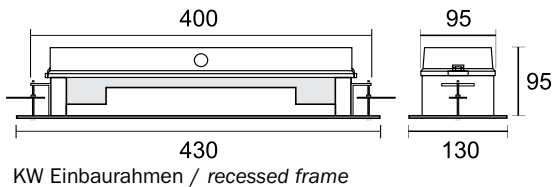
LED



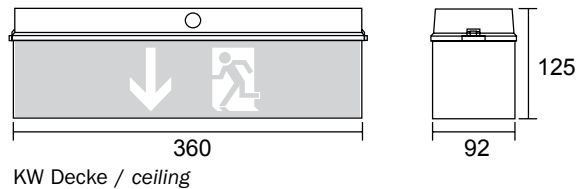
Auch erhältlich als ERT-Notleuchte
Also available as ERT-Emergency luminaire



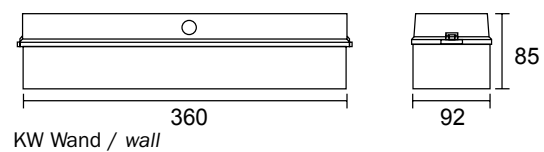
Universal
Piktosatz
inklusive!
Universal
pictograph set
included!



KW Einbaurahmen / recessed frame

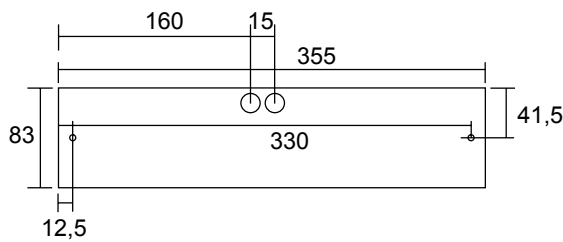


KW Decke / ceiling

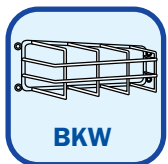
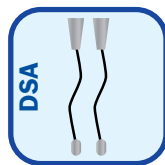
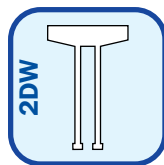
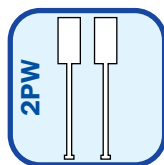
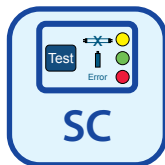


KW Wand / wall

Bohrabstände KW
Drilling distances KW



Optionen und Zubehör
Options and Accessories



Kunststoff- und
Industrieleuchten
Plastic and
Industrial luminaires