



Schlanke konvexe Kunststoffleuchte mit **klarem Deckel** und opaler Folie zur Kennzeichnung und Ausleuchtung der Flucht- und Rettungswege nach DIN EN 60598-1, DIN EN 60598-2-22 und DIN EN 1838. Für ein- oder zweiseitige Beschriftung. Erhältlich als EVG- oder Einzelbatterie-Leuchte.

*Slim convex plastic luminaire with **clear cover** and opal foil for the marking and lighting of escape and rescue routes according to DIN EN 60598-1, DIN EN 60598-2-22 and EN 1838. For single or double sided labeling. Available for central power systems or as self-contained emergency luminaire.*

|                                  |  |
|----------------------------------|--|
| <b>Gehäuse:</b>                  | Kunststoff, weiß   |
| <b>Piktogramm:</b>               | Folie, Siebdruck RAL 6032  |
| <b>Schutzart/Schutzklasse:</b>   | IP54 / II (optional IP65)<br>Decke IP40  |
| <b>Montageart:</b>               | Wand (W), Decke (D), Einbau (E), Pendel (P), Kette (K), Seil (S), Wandausleger AWS |
| <b>Zulässige Umgebungstemp.:</b> | -5° bis +40°C  |

|                                     |  |
|-------------------------------------|--|
| <b>Body:</b>                        | Plastic, white   |
| <b>Legend:</b>                      | Foil, silk-screen printed RAL 6032   |
| <b>Protection class / category:</b> | IP54 / II (optionally IP65)<br>ceiling IP40  |
| <b>Mounting:</b>                    | wall (W), ceiling (D), recessed (E), pendant fitting (P), Chain (K), cord suspension (S), wall bracket |
| <b>Permissible temp.:</b>           | -5° up to +40°C  |

| Ausführung<br>Version | Bestellnummer<br>Order number | Überbrückungszeit<br>Operating time | Leuchtmittel<br>Illuminant | Batterie<br>Battery | Lumen<br>lumen | Gewicht kg<br>Weight kg |
|-----------------------|-------------------------------|-------------------------------------|----------------------------|---------------------|----------------|-------------------------|
|-----------------------|-------------------------------|-------------------------------------|----------------------------|---------------------|----------------|-------------------------|

#### Leuchten für Zentralanlagen - Luminaires for central power supply systems

|                 |                    |   |          |   |     |     |
|-----------------|--------------------|---|----------|---|-----|-----|
| 8W 230V EVG*    | KC(W/D/E/P/K/S)818 | - | 8W LL    | - | 450 | 0,7 |
| 11W 230V EVG*   | KC(W/D/E/P/K/S)825 | - | 11W CFL  | - | 900 | 0,8 |
| LED 230V AC/DC* | KC(W/D/E/P/K/S)019 | - | LED (3W) | - | 300 | 0,7 |

\* - optional mit Überwachung für Zentralanlagen ML – monitoring for central battery systems ML optional

#### Einzelbatterieleuchten - Self-contained luminaires

|                 |                    |    |          |              |     |     |
|-----------------|--------------------|----|----------|--------------|-----|-----|
| 8W/3h 230V AC*  | KC(W/D/E/P/K/S)803 | 3h | 8W LL    | 4,8V / 2,4Ah | 260 | 1,0 |
| LED 3h 230V AC* | KC(W/D/E/P/K/S)013 | 3h | LED (3W) | 4,8V / 2,0Ah | 300 | 1,0 |
| LED 8h 230V AC* | KC(W/D/E/P/K/S)018 | 8h | LED (3W) | 4,8V / 2,0Ah | 150 | 1,0 |

\* - optional mit SelfControl (SC) | BUS-Überwachung (BC) | WirelessControl (WL)  
SelfControl (SC) | BUS-monitoring (BC) | WirelessControl (WL) optional



IP54  
IP65

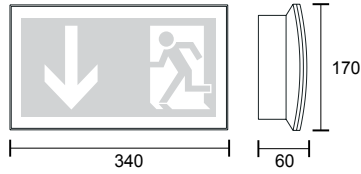


LED

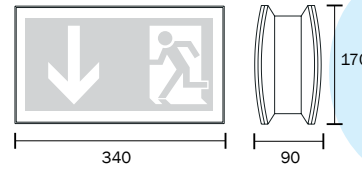


30m

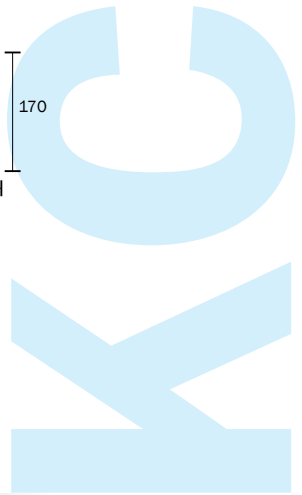
Universal  
Piktosatz  
inklusive!  
Universal  
pictograph set  
included!



KC Wand / wall



KC Decke / ceiling



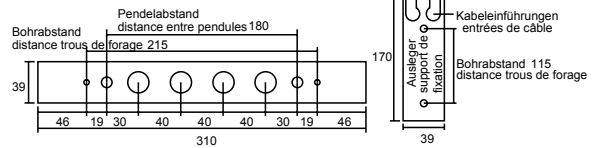
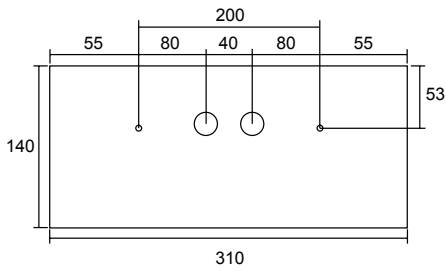
KC Einbau / recessed



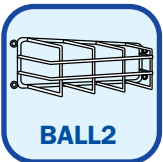
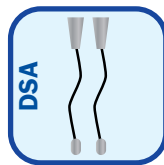
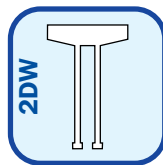
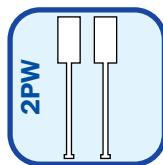

KC Decke / ceiling

Bohrabstände KC Wand  
Drilling distances KC wall

Bohrabstände KC Decke  
Drilling distances KC ceiling



Optionen und Zubehör  
Options and Accessories



Kunststoff- und  
Industrieleuchten  
Plastic and  
Industrial luminaires